

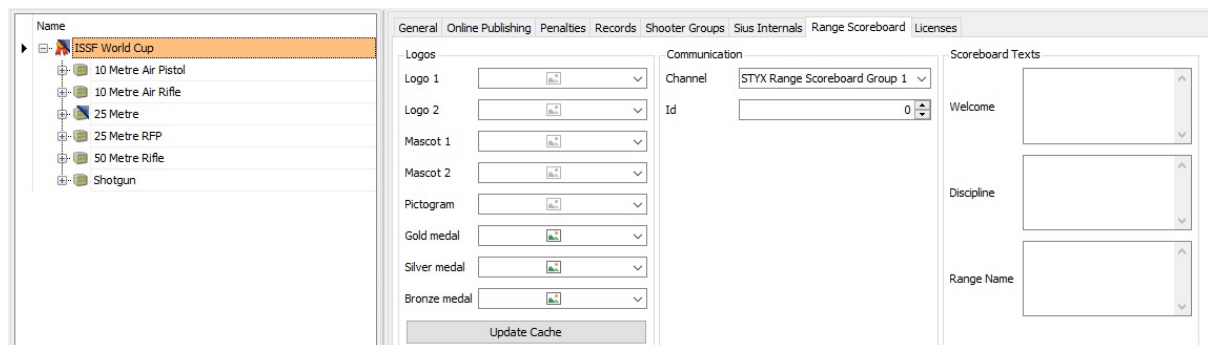
# Tutorial: Operate STYX Range Scoreboards from SIUSRank

## Introduction

STYX Range Scoreboards can be controlled from SIUSRank. This includes the steps to select a specific face and the shown data like logos or header information.

## Range Scoreboard Tab on Championship level

As soon as SIUSRank is started up in a STYX Range, the tab “Range Scoreboard” on Championship level is visible.



## Logos

The logos which should be shown can be selected with the combobox (Right Click, then load). Not all logos are shown on all faces. The suggested size of the logos is visible as a tooltip.

With the “Update Cache” button, the STYX Range Scoreboard saves a local copy of the logos on the local devices to keep the impact on the bandwidth during the competition to a minimum.

## Communication

Per default all Scoreboards listen to the messages of the communication channel “STYX Range Scoreboard Group 1”. You can split up the Scoreboards into different groups. So you are able to show different “faces, content” on the Scoreboards. For example two different rank lists or a time schedule and a starlist... On every Scoreboard group you have the same content.

If you only want to control a specific scoreboard select the corresponding index and select the combo box value “Id”.

To set up the faces you have to open the Competition Controller on the Range Scoreboard Tab. On click on the button Update Scoreboard the changes are sent to the selected Scoreboard Group on championship level.

To set up the competition faces for Start- and Ranklist you have to select the Range Scoreboard tab on the phase level. There you can select the Range Scoreboard Group and the appropriate Face. Then you have to select the face which should be active on the Scoreboard. Only one Face can be active per Range Scoreboard Group. On click on the button Update Scoreboard the selection is sent to the active Scoreboard Groups on Phase level.

## Scoreboard Texts

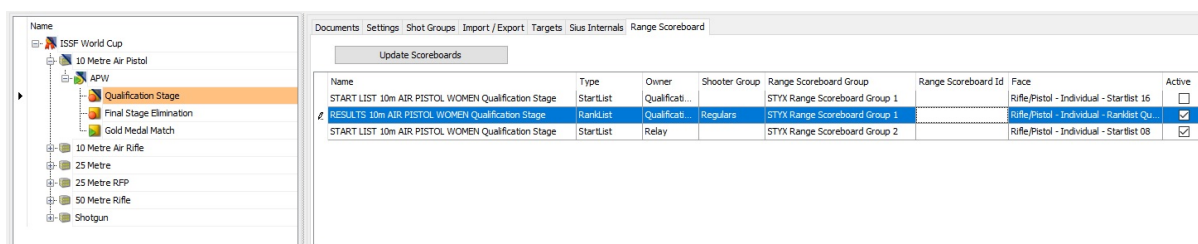
Texts which are used on different faces. Not all faces use all texts.

## Range Scoreboard Tab on Phase level

### Procedure

The faces, Rank- and Startlists which have to be shown on the scoreboards can be selected in the Range Scoreboard tab on Phase level.

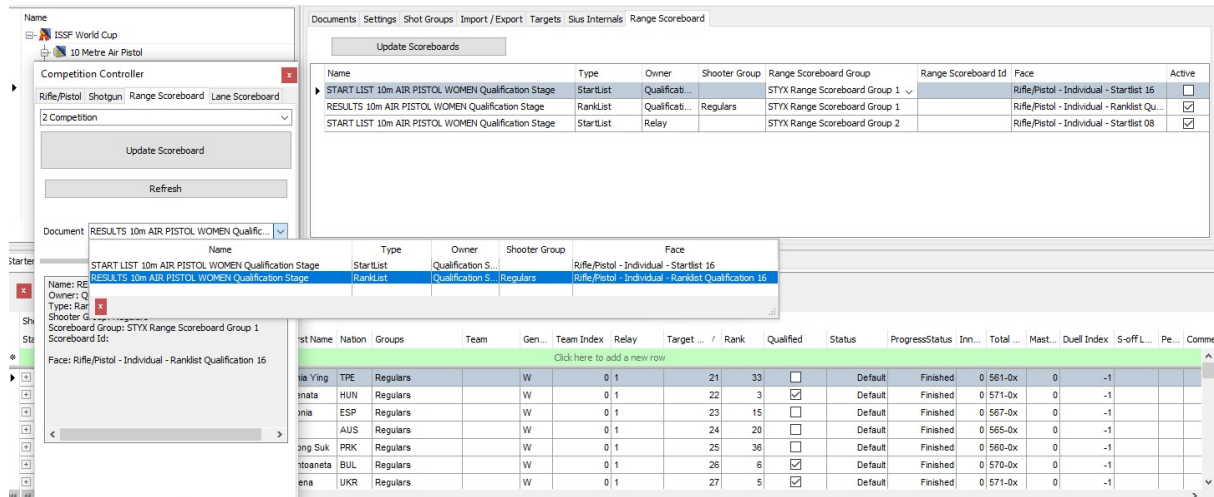
1. Select the Scoreboard group in the combo box (or Id for a specific Scoreboard and set the Id in the column Range Scoreboard Id)
2. Select the appropriate Face for the list type (Rank- or Startlist)
3. Set active (only one per group can be active)
4. The update is triggered with a click on “Update Scoreboard”



In the Competition Controller it is also possible to set the Rank- and Startlists. You will get the predefined faces selection from the definition in Range Scoreboard tab on Phase level. You will get only the faces according to the Range Scoreboard group selection in the Range Scoreboard tab on Championship level.

For instance the selected group is Range Scoreboard Group 2, you will see under

Competition in the Competition Controller only the defined Rank- and Startlist from the Phase level.

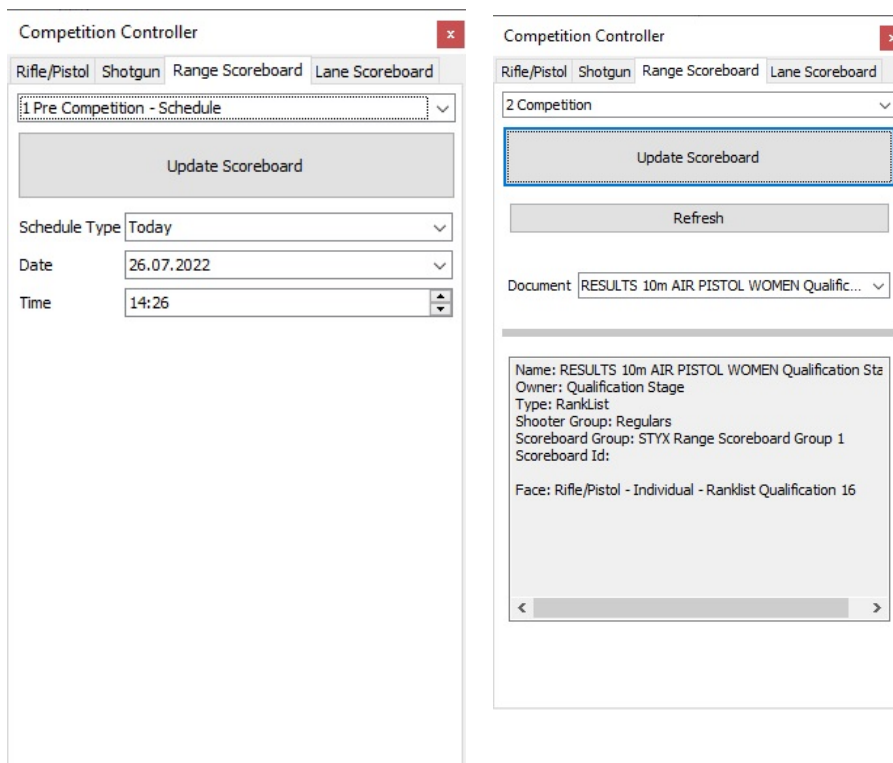


## Range Scoreboard Tab in Competition Controller

### Procedure

The faces and the data which has to be shown on the scoreboards can be selected in the Range Scoreboard tab in the Competition Controller.

1. Select the group in the combo box
2. Some groups can contain several options to control what is shown on the scoreboard
3. The update is triggered with a click on "Update Scoreboard"



## Faces

- None: Blank screen
- Pre Competition Group
  - Countdown to next session: Active Phase in SIUSRank
  - Schedule: Today, Tomorrow or at a specific date
  - Welcome: Welcome screen for the spectators
- Competition Group
  - Competition
    - select the document to show (face of the start- or rank list predefined on the Range Scoreboard Tab on Phase level depending on the selection of the Range Scoreboard Group on Championship level)
      - click Refresh to get the current documents available
  - Competition Athlete Presentation
  - Competition Team Presentation
- Ceremony
  - Before Ceremony
  - Presenters/Companions
    - The presenters are loaded from the presenters.csv file in the installation directory of SIUSRank. After a change in the file you need to reload it with the button. The record is divided by semicolon (Name;Title;Nationality Code)
  - Different Venue and Victory Ceremonies

## Hints

- Tab Range Scoreboard on Championship is only shown if you are in a STYX Network
- MQTT must be connected to kanopus.sius.private
- Update the logo cache on the devices with the corresponding button, if more than one group is needed update cache for all groups
- Reload the presenters.csv with a button if the value is not updated in the competition controller (the file presenters.csv can be found in the resource folder of the installation directory of SIUSRank (p.e. C:\SIUS\SIUSRank\Resources\presenters.csv)
- Set the RangeScoreboardGroup in Range Settings to "RangeScoreboardGroup1" or the appropriate group



# Range Settings



SERVICE GUID

SERVICE NAME

44:b4:12:03:0e:1b/rangescoreboard.application [rangescoreboard.application](#)

## SETTINGS EDITOR

### ProductSettings

ConfigurationSource

RangeConfigurator 

### RangeScoreboardSettings

RangeScoreboardGroup

RangeScoreboardGroup1 

BoardType

scoreboard 